
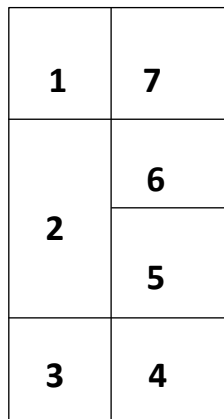


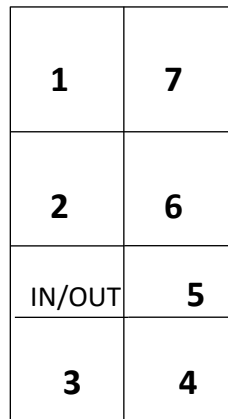
SOSTA CAMPER PER 24H CON ALLACCIO RETE ELETTRICA E ACQUA



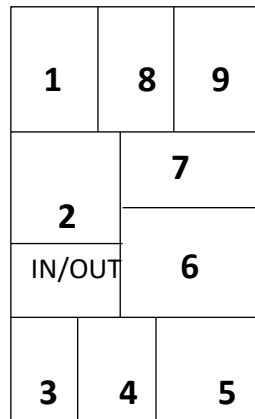
ISOLA A



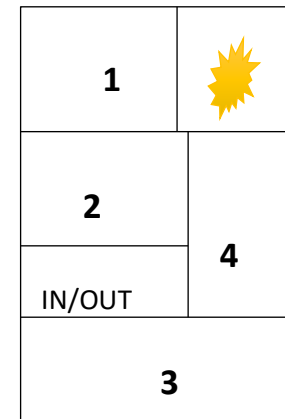
ISOLA B



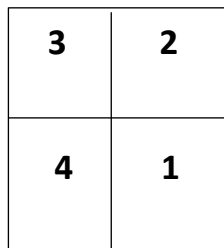
ISOLA C



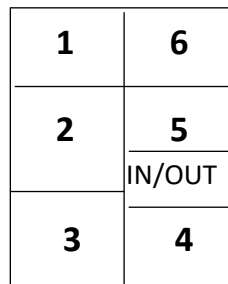
ISOLA D



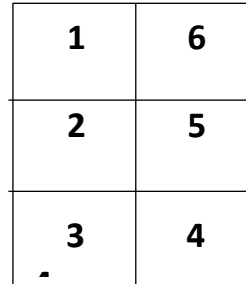
ISOLA M



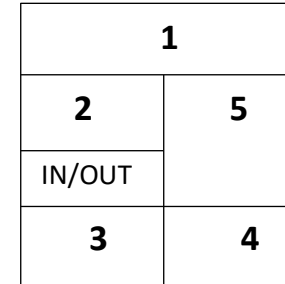
ISOLA L



ISOLA I

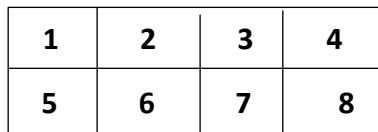


ISOLA H




DOCCE
E
WC

ISOLA N (SOLO TENDE)



ISOLA G



AREA
VERDE

6 5

7 4

ISOLA E

8 9 3

IN/OUT

1 2

DOCCE E WC

7 6

ISOLA F

5

4

3

1

2

1

2

ISOLA O

4

3

5

6

7

STRADA

